



# GRANVILLE EAST PUBLIC SCHOOL

# OUR CHILDREN

TERM 3 - WEEK 4

FRIDAY 14TH AUGUST 2020

*If you want your children to be intelligent,  
read them fairy tales.*

*If you want them to be more intelligent,  
read them more fairy tales.*

Einstein

**Writers are readers...**


**And readers are thinkers.**

We spend a lot of time nurturing students as readers— teaching reading explicitly; and teaching students to think deeply about what they are reading. We also want to develop students' ability to **craft a piece of writing**—to put words and ideas in order; to put deep thoughts on the page; and to use words and language to give information, persuade, tell a story—or make you laugh!


Visiting classrooms I see students writing every day—from Kindergarten to Year 6—and refining their writing with the expert guidance of our teachers. *Ask your child what they are learning about in reading groups and in writing...*



Year 5/6 writers...



Kindy writers...



**Term 3 ends:**  
Friday 25th September  
**Term 4 starts:**  
Monday 12th October

**Congratulations!**



**Cosmic Award**

Amira A - 1Dandelion

Anaum K - 1 Hibiscus

Nitika R - 5/6 Banksia



**Prostar Award**

Jackie Q - 2 Wollemi

**Gold Badge recognition** occurs next week, with students receiving a Gold Badge in our GEPS-Fest and a photo sent home to families. *We strongly support positive behaviours at GEPS. We teach appropriate behaviour; we recognise and reward appropriate behaviours; and we re-teach, when necessary.*

**Fathers' Day** is coming up (Sept 6). And our P&C have been busy preparing items for sale to recognise dads (step-dad, uncles and grandads). More information will come about how we will be holding a COVID-safe Fathers Day Stall.



Thank you for your continued support.

Louise Reynolds - Principal

**Have you downloaded our School App?**



- 1.** Download SchoolStream
- 2.** Search Granville East
- 3.** Add you email & phone number (Yes to notifications)



**schoolstream**






# 1 Dandelion




During Learning Centres we have been exploring environments, solving mathematical investigations and creating maps.



RAW Art has been so much fun, we have made Australian birds and Complimentary colour faces using clay!



The Kindy Farm came to visit our school and we learnt about all the different farm animals.



the best job ever  
 I was flying like a fairy. I flew over a big ice cream. It was a whole. At the end the snake was a snake and eating the the snake was a love-hat. Then under the love-hat was a small sun. I landed on the #5 ice-cream. I ate it then all the snake then snake then love-hat then sun. I landed on the #5 # a daisy. It felt exciting.

We participated in the Little Scribes Festival, we learnt so much about writing from different authors and illustrators.

We are learning about different animals and insects and have been writing information reports about these animals and insects







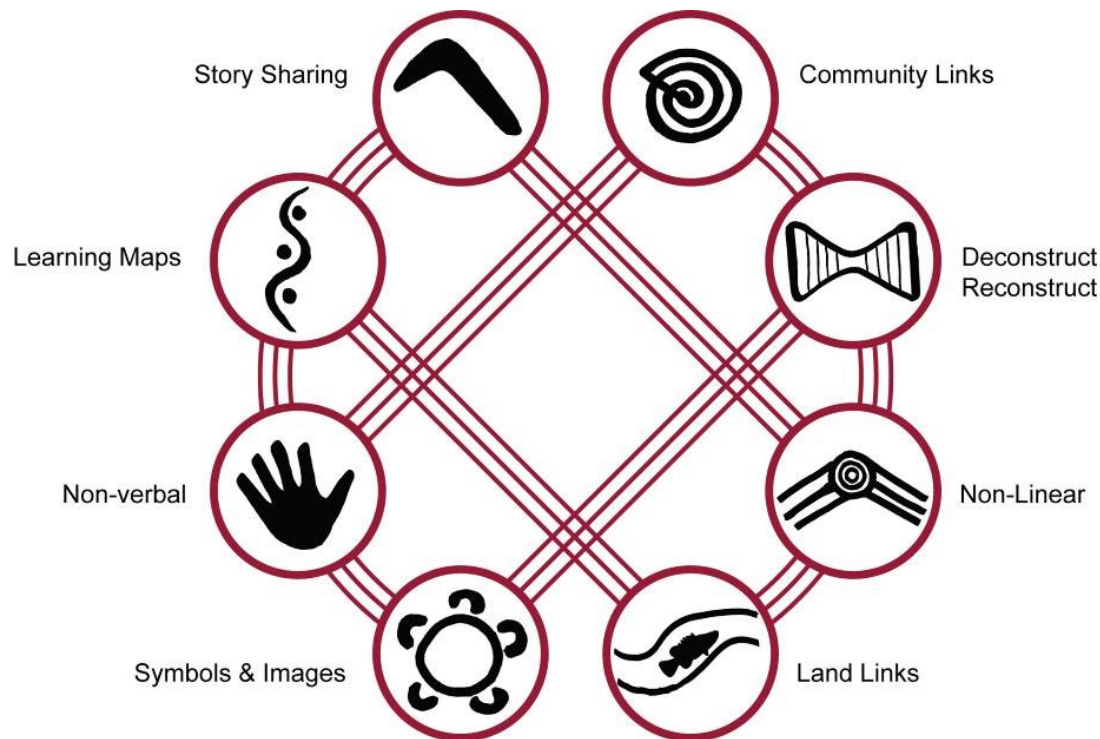
## 5/6 BANKSIA

In 5/6 Banksia, students have been working on designing a literacy or numeracy game for a Kindy/ year 1 student. They are using the 3D printer as a tool to create their own dice to support a game they have created. Ms Beede has been working closely with 5/6B and students are excited to start creating the prototype.














# 8 WAYS OF ABORIGINAL LEARNING



## 8Ways Learning

 Story Sharing	Approaching learning through narrative	<i>We connect through the stories we share</i>
 Learning Maps	Explicitly mapping/ visualising processes	<i>We picture our pathways of knowledge</i>
 Non-Verbal	Applying intra-personal and kinaesthetic skills to thinking and learning	<i>We see, think, act, make and share without words</i>
 Symbols & Images	Using images and metaphors to understand concepts and content	<i>We keep and share knowledge with art and objects</i>
 Land Links	Place-based learning, linking content to local land and place	<i>We work with lessons from land and nature</i>
 Non-Linear	Producing innovations and understand by thinking laterally or combining systems.	<i>We put different ideas together and create new knowledge</i>
 Deconstruct/Reconstruct	Modelling and scaffolding, working from wholes to parts (watch then do)	<i>We work from wholes to parts, watching and then doing</i>
 Community Links	Centring local viewpoints, applying learning for community benefit	<i>We bring new knowledge home to help our mob</i>



**Congratulations!**

**to these students who have completed this years NSW Premier's Reading Challenge!**

Maryam A	Fatima F	Zeeshan H	Arham M	Jackie Q	Elaha S
Ahmad N	Joy Q	Hasan S	Kais Z	Setayesh A	Mobina A
Isra-Noor A	Thamanna B	Samarah C	Lani F	Mohamad H	Ahmad I
Max L	Daiwik M	Celine M	Imran E	Abatar G	Alaa H
Nicole M	Jessica S	Shibika S	Zayd S	Layali Z	Umar A
Bilal A	Rabab A	Adham A	Malak C	Massimo D	Noah E
Ali E	Aya H	Baneen H	Rida H	Reva S	Kasa W
Maan Z	Ibrahim C				






Have you heard about our new friendship program UR Strong?




All students at GEPS are learning about how to be a good friend and what to do to positively solve friendship problems when they come up.

To launch this new program, we've been painting friendship rocks and writing and drawing about what friendship means to us. Take a look at some of our fantastic work!




Maha C - KP




Phoebe - KL




Yasmine - KP



Abdul Karim - KP



Beautiful rock designs



Celebrating friendship!



What does friendship mean to you? Stage 3 wrote poems and essays about friendship.

We'll feature more friendship writing in the next newsletter!

### Friendship

Hey! I got your back.  
Don't worry. If anyone tries to tease you  
I will tell them stop...  
I will care about my friend.  
We always stick together.  
We always do our work together.  
We sit together.  
We always help each other.  
We had never have fights.

Umar A 5/6M

### Friendship

A friend is someone who knows to love and care and help you stand up and beware.

Someone who is not sour but sweet Someone who loves to hear the sound of "tweet tweet"

A friend who blooms like a flower and might have the power to be your friend and your friendship will never end.

You may have some fights, but at the end you'll be friends again!

By Masoma S 5/6M

### Friendship

**I came across a fallen tree. The branch whispered to me. The best of friends can change a frown and turn it upside down. When you feel down, remember your best friend is worth more than gold.**

**So, give all the love your heart can hold.**

**You always had luck and that was spent on someone's love.**

**Friends are loyal and you can trust.**

**Now you know what could happen so spend it wisely on a soulful companion.**

**Alwaleed B**

### FRIENDSHIP IS THE KEY TO EVERYTHING

A friend is always with you and they also help you. A friend always got your back and also play with you. A friend knows if you're feeling down and got your right back up. A friend will never leave you anywhere. Real friends stand up for what's right and never back down. Without a friend, it's a flower falling apart.

Abdul-Malek T 5/6M

### Friendship

**A friend is someone who walks by your side at all times, someone who doesn't leave you when you need them but stays when you want them. A friend is someone who makes you feel safe and puts you before anyone else. A friend is like a star you can't always see them but you know they're always there.**

**- Layali Z 5/6M**



## Friendship Poem

Oh thank you my friend  
For giving me strength and support.  
It really helped me when I fought.

You will always help me grow,  
And will never let me go  
You always have my back  
When I lose track.

You make me smile,  
When I'm in denial.  
I can't thank you for all the memories,  
That I hold so dear to my heart.

-Ibrahim A 5/6B

## Friendship Poem

My friends and I are very joyful  
And when they're with me, they are  
always cheerful.

My friends is someone I treasure,  
For his friendship, I will always pleasure.

My friend is someone I rely on,  
Who in difficult times, I can count on.  
He lives with beauty, joy and grace,  
And when they are around me, it  
becomes a better place.

My friend is always there when in need,  
And assisting me to grow like a seed.  
So thank you to you my friend,  
For without you my life will end.

- Anwar N 5/6B

## MATHS CORNER

Each newsletter we'll be having a problem of the week. Work together with your family to solve this problem in as many ways as you can. We look forward to seeing your thinking!

### Sweets in a Box (from [nrich.maths.org/84](http://nrich.maths.org/84))

A sweet manufacturer has decided to design some gift boxes for a new kind of sweet.

Each box is to contain 36 sweets placed in lines in a single layer in a rectangular shape without gaps or fillers.



How many different rectangular boxes can you design?

What would be the best box to sell in the shop?

Write a letter to the company owner justifying why your box shape is the best

Submit your letter to Ms Beede's box and we'll publish the best letters in the next newsletter.