




GRANVILLE EAST PUBLIC SCHOOL



TERM 1 - WEEK 10

THURSDAY 2ND APRIL 2020

Continuity of Learning


Well—we always believed that learning can happen *anywhere, anytime*—and this is true now more than ever. We have been so impressed by the learning students are doing at home—the posts they are sending in on Dojo; the reading they are doing for us over the phone; and the good wishes they are sending us about learning at home in a time of unprecedented change.



Term 1 ends:
Thursday 9th April
Term 2 starts:
Tuesday 28th April

Thank you to our parents and families for supporting student learning. For supporting students to:



- **Read, read, read!** Every day, out loud, to a parent or sibling—or just on their own. Reading is the most important thing students can be doing each day;
- **Engage** in some learning activities each day—writing, working with words and numbers; as well as
- **Stay active**—by going outdoors, doing exercise and taking care of their bodies.



We know that parents are doing their best—we really appreciate your support and ***we miss your children!!!***

This week, we are celebrating student learning—whether at school, or at home!
GEPS—we are together in spirit!

Louise Reynolds - Principal






Have you downloaded our School App?



- 1.** Download SchoolStream
- 2.** Search Granville East
- 3.** Add you email & phone number (Yes to notifications)

 **schoolstream**



MATHS CORNER

Home Learning Edition vol.1

Maths doesn't stop because we're learning at home – maths is everywhere!

I was at home at home and came across this container in the back of my cupboard:

I noticed that there were 2 sleeves of 7 cones and that there would have been 14 cones in the pack. (the packaging folds over)



Later that day, I was doing some home learning with my daughter. We were getting a little garden ready to plant and I noticed MORE equal groups. There were 5 groups of three packs to plant, for 15 plant cups.

Then... I saw my kids playing with some LEGO and remembered that they ALWAYS come in equal groups. I can see equal groups of twos and fours in this picture!



Look around your house or walk around the neighbourhood. Where can you see equal groups and how many does it make?

Can you have even and odd numbers? Are there any numbers that you can't make equal groups of?

Take a picture and post to your Dojo portfolio and we'll include a few responses in the next newsletter!

Learning from home in case of school closures

Information for parents and carers

If your child's school needs to close, the school will communicate with families through its usual channels (this might be through email, SMS, websites).

If schools are closed for an extended period of time, the school will continue to provide learning activities for your child to do at home and will communicate with you about their learning.

In many schools across the state teachers already deliver and manage learning activities using online tools. Some schools may move more or all of your child's learning activities online. This might include some live lessons. If you or your school does not have digital or online options they will use non-digital strategies. This could include sending worksheets, text books or USB drives containing digital worksheets and videos to your home with your child or via mail.

Teachers may also contact students in groups or through one on one phone calls.

The information sheet will help you understand how to help your child learn at home including:

- Your responsibilities – there are things you will need to do to help your child learn from home such as setting routines, finding a quiet space and asking how their learning is progressing.
- Your child's responsibilities – your child will also need to follow the routines set for them and complete the tasks the teacher assigns while doing their best work
- How to plan their day – your school should give you some advice and a guide for what your child should be doing during the day.
- Looking after their wellbeing – you will need to make sure they have breaks, drink water and are not getting stressed or anxious
- Communication – it will be important that you talk to your child regularly about their learning. Your child's teacher and/or the school will communicate with you and tell you how to get in touch with them.
- Using technology and screen time – it will be important that you supervise your child to use technology safely and put limits on the time they spend online.

Telephone Interpreter Service

If you need further information please call your school principal. If you need an interpreter to assist you with your enquiry please call the Telephone Interpreter Service on 131 450 and ask for an interpreter in your language. This service will be free of charge to you.

Learning from home in case of school closures Information for parents and carers

التعلّم في المنزل في حال إغلاق المدارس

معلومات للوالدين ومقدّمي الرعاية

إذا اضطرت مدرسة طفلك للإغلاق سوف تتواصل مع عائلات التلاميذ بوسائلها المعتادة (قد يكون ذلك بالبريد الإلكتروني أو SMS أو المواقع الإلكترونية).

وإذا تم إغلاق المدارس لفترة طويلة من الزمن، سوف تستمر المدرسة بتزويد طفلك بنشاطات تعليمية للقيام بها في المنزل وسوف تتواصل معك بشأن عملية تعلّمه.

في العديد من المدارس في أنحاء الولاية يزوّد المدرّسون التلاميذ حالياً بنشاطات تعليمية بواسطة أدوات تعليم عبر الإنترنت ويشرفون على هذه النشاطات. وقد ينقل بعض المدارس المزيد من نشاطات طفلك التعليمية أو جميعها إلى الإنترنت، بما في ذلك بعض الدروس الحيّة. وإذا لم يكن لديك أو لدى مدرسة طفلك وسائل رقمية (أجهزة كمبيوتر) وإنترنت، فسوف تستخدم المدرسة وسائل غير رقمية. يشمل ذلك إرسال أوراق نشاطات تعليمية أو كتب مدرسية أو ذاكرة فلاش USB تحتوي أوراق نشاطات تعليمية رقمية وأفلام فيديو إلى منزلك مع طفلك أو بالبريد العادي. وقد يتصل المدرسون أيضاً بالتلاميذ ضمن مجموعات أو فردياً عبر الهاتف.

سوف تساعدك نشرة المعلومات هذه على فهم وسائل تقديم المساعدة لطفلك كي يتعلم في المنزل، بما في ذلك:

- مسؤولياتك - هناك أشياء عليك القيام بها لمساعدة طفلك على التعلّم في المنزل كوضع برنامج منتظم له للدراسة، وتخصيص مكان هادئ له، وسؤاله عن كيفية سير الدراسة معه.
- مسؤوليات طفلك - على طفلك أيضاً أن يتبع البرنامج المنتظم الموضوع له وإكمال الواجبات التي يعينها له المدرّس وبذل جهده لإنجاز أعماله.
- طريقة التخطيط ليوم طفلك - سوف تعطيك المدرسة بعض النصائح والإرشادات بشأن ما ينبغي أن يقوم به طفلك خلال اليوم.
- العناية برفاهيته - عليك أن تحرص على إعطاء طفلك أقساطاً من الراحة، وعلى شربه الماء وعدم شعوره بالإجهاد النفسي أو القلق.
- التواصل - من المهم أن تتحدث مع طفلك بانتظام بشأن ما يتعلمه. وسوف يتواصل مدرّس طفلك أو المدرسة معك لإعلامك بوسائل الاتصال بهم.
- استخدام التكنولوجيا والوقت الذي يمضيه طفلك أمام الشاشة الإلكترونية - من المهم أن تشرف على طفلك لاستخدام التكنولوجيا بأمان وأن تضع حدوداً للوقت الذي يمضيه على الإنترنت.

خدمة الترجمة الهاتفية

إذا احتجت إلى المزيد من المعلومات يرجى الاتصال بمدير/مديرة المدرسة. وإذا احتجت إلى مترجم لمساعدتك باستفسارك، يرجى الاتصال بخدمة الترجمة الهاتفية على الرقم 131 450 وطلب مترجم عربي. وهذه الخدمة مجانية.

Remote learning guidelines for students and parents



Stay connected



Ask questions



.....
If you don't understand something, ask your teacher or classmates online.

Workspace



.....
Work in a quiet area, at a desk or table and try to limit distractions.

Use classroom language



.....
Talking to your teachers and in class is different from how you speak to your friends online. Use proper grammar and avoid excessive emojis.

Focus



.....
During calls with your teacher, stay focused on the call. Avoid reading chats or looking at other tabs.

Take breaks



.....
Take breaks away from screen. Move around and try not to sit all day.

Your normal routine



.....
Eat breakfast, brush your teeth and get dressed in the morning.