






Home Learning Pack

Term 4 – Week 1






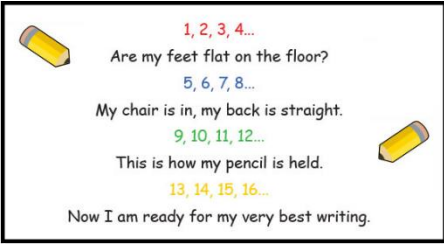








Stage 1 (Year 1 & 2)



Term 4, Week 1 – Stage 1					
	Monday	Tuesday	Wednesday	Thursday	Friday
Literacy – Reading	Holiday	<p>First: Watch the video and listen to the story 'Alexander's Outing':</p>   <p>Next: Respond to the questions about the story: What is the story about? What is the problem in the story? How is the problem solved? At the end, did Alexander's behaviour change? (Hint: look at the picture on the last page).</p>	<p>Log on to PMeCollection and read your new text.</p> <p>First: Watch the orientation video, to help you when you read. The link will be in your portfolio.</p> <p>Next: Read your text on PM eCollection.</p>	<p>Re-read your text on PMeCollection.</p> <p>Then: Complete the after reading activities and share on your portfolio.</p>	<p>Warm and Fuzzy Friday!</p> <p>Watch the video link each Friday of your teachers sharing stories, jokes and other fun!</p> <p>Read a book at home for pleasure, fun and enjoyment!</p>
Literacy - Writing	Holiday	<p>Your task today: Write your responses to the questions about 'Alexander's Outing'.</p>	<p>Your task today: Watch the video and listen to the story 'Possum Magic'. Learn about book reviews!</p>  	<p>Your task today: Watch the video to write a book summary with your teacher.</p> <p>Then: Finish your review of Alexander's Outing. Write another paragraph to say what you liked about the story and who you think would enjoy reading the book. Draw a picture to add to your review.</p>	<p>Free writing Friday! Write about anything you like – it could be a journal, story, poem.</p>  <p>You can share in your portfolio if you like.</p>
Maths	Holiday	Complete the revision maths tasks in your learning pack (Tuesday). Talk about the task with a family member. Share on your portfolio.	Complete the revision maths tasks in your learning pack (Wednesday). Talk about the task with a family member. Share on your portfolio.	Complete the revision maths tasks in your learning pack (Thursday). Talk about the task with a family member. Share on your portfolio.	Opt-in activity: Use your toys or objects around the house to make up your own addition and subtraction stories. You could also draw the stories and post onto your portfolio.
Free Choice Grid	Holiday	Choose at least one activity from the grid. Have fun! Share some of your learning on your portfolio.	Choose at least one activity from the grid. Have fun! Share some of your learning on your portfolio.	Choose at least one activity from the grid. Have fun! Share some of your learning on your portfolio.	Choose at least one activity from the grid. Have fun! Share some of your learning on your portfolio.



Free Choice Grid – Stage 1

Healthy Body, Healthy Mind	Other KLAs	Quiet Time Learning Activities
<p>Self-Care</p> <p>Pick one or two activities from the self-care bingo each day.</p> 	<p>Alexanders Outing - Craft</p> <p>Create an artwork of Alexander and his family.</p> <p>More instructions can be found in your pack.</p> 	<p>ABC TV</p> <p>ABC TV has many educational videos that you can watch while at home. Follow the program on the next page to find out when you can watch certain shows.</p> 
<p>Let's Dance – Roar Katy Perry</p> <p>You can practice this dance more than once to help you remember all the moves.</p> 	<p>Alexanders outing – mapping</p> <p>On Alexander's adventure, he went....</p> <p>Watch the story again of 'Alexander's Outing' that you listened to on Monday and draw a map of all the places that Alexander went.</p> 	<p>Handwriting</p> 
<p>Bedtime Meditation</p> <p>Try this Smiling Minds meditation before going to bed. Don't forget you can explore the Smiling Minds app and do one of the meditations at any time.</p> <p>Smiling Mind - Bedtime Story</p>	<p>Direct a draw – Cheese Sandwich</p> <p>In the story Alexander's Outing, a cheese sandwich was dropped on Alexander's head... Carefully follow the directions to draw a funny cheese sandwich!</p> 	<p>Reading</p> <p>Read the Narrative called 'Rainy Night' and have a go at answering the questions</p> 
<p>Sing and dance along to these fun songs. You could tap your knees to the beat as you sing along</p> 	<p>Letter to your Class</p> <p>Using the sheet in your pack, write a letter to you class telling them what you have been doing and asking about how they are.</p> 	<p>Grammar</p> <p>Have a go at completing the grammar pages called Duke was a Rascal.</p> 
<p>Yoga</p> <p>Try to do all 5 of the yoga poses in the booklet each day.</p> 	<p>Colouring in</p> <p>In the story Alexander's Outing, there was a young couple picnicking. Enjoy colouring in a picture of some children enjoying a picnic.</p> <p>Remember to take your time and try to stay in the lines.</p> 	<p>Spelling</p> <p>Have a go at completing the spelling pages. They include lots of different things that we have learnt about this year.</p> 

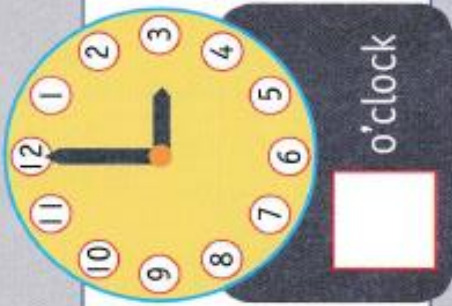


Revision

1 Write the missing numbers.

1	2	3			6	8	9		20	30
	12	13			16	18			27	
21		23			25	26	29			

2 What time is it?



o'clock



o'clock



o'clock

3 Circle each shape that is a:



triangle




hexagon



Revision

4

Add.



+



=

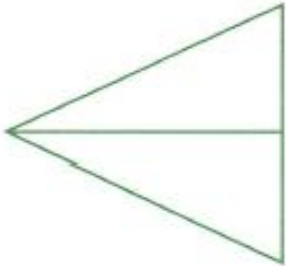
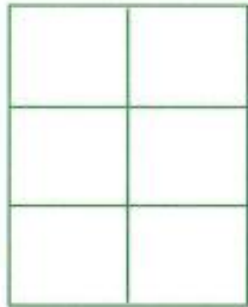


=

+



5 Colour half of each shape.



6

5 jelly beans. 3 eaten.



How many left?

8

-

4

=

7

What day is it today?

Revision

1 Colour the circles that add to 10.

$10+0$

$5+5$

$2+7$

$6+5$

$9+1$

$8+2$

2 Count in twos. Are the numbers odd or even?













3



$5 - 3 = \square$

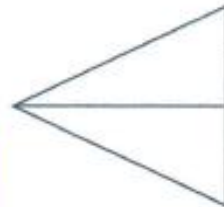

$7 - 4 = \square$



$6 - 2 = \square$

$8 - 5 = \square$

4 Colour one half.



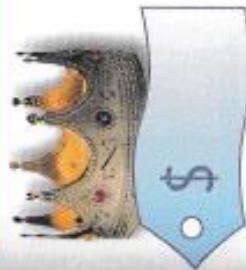
5 Circle the person on the right.



Revision

6

How much?




7


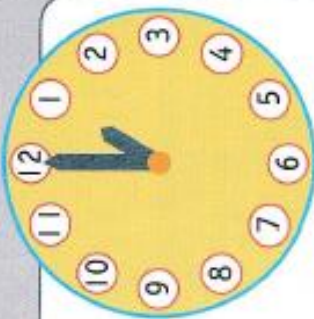
What time is it?



o'clock



o'clock



o'clock

8

How many?



cones

cubes

cylinders

9

How many fingers?





Lab 1
Ordering numbers

Numbers to one hundred

Numbers to 100

Write the missing numbers.

1	2	3	4	5	7	8	9	10
11	12	13	14	15	16	17	18	20
21	22	23		25	26	27	28	29
31	32	33	34	35	36	37	39	40
	42	43	44	45	46	47	48	49
51		53	54	55	56	57	58	59
61	62	63	64	65	66	67	68	69
71	72	73	74		76	77	78	79
81		83	84	85	86	87	88	89
91	92	93	94	95	96		98	99
								100

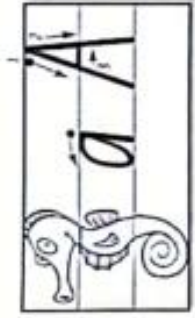
Colour green.
3, 11, 12, 13, 21, 22, 23, 33

Colour orange.
43, 44, 45, 46, 47, 48, 49, 53, 54, 55, 56, 57, 58, 59

Colour yellow.
19, 20, 29, 39, 64, 74, 83, 84

Colour blue.
68, 78, 87, 88

Handwriting



☆ astronaut ☆



a a a a a a

A A A A A A

a a a a a a

Africa Asia Australia

Astronauts can walk

in space.

Underline the wave pattern letters in the sentence. Circle your best a.



Wave pattern



I made a rabbit mask.

Find a in these letters.

u w c o y g a
p r i t a g u s t

Trace. Fill in the a's. Re-write the words that contain the letter a.

skat man to pass
the glass, please.

Unit 3**Narrative****Rainy Morning**

Kenny woke up on Saturday morning. He was excited and ready to play soccer. He looked out the window and frowned. There were big raindrops sliding down the window. There were thick, dark clouds in the sky. The street was wet and black. It was not a good day for playing soccer.

Kenny looked down to the street. He saw his friend Dana wearing gumboots. She was standing in a big puddle. She was dressed in a red coat and a brightly coloured scarf. Dana looked up at Kenny. She waved and smiled.

Kenny knew that he could not play soccer in the rain. But the day was not ruined. He could play outside in the puddles with Dana! So he jumped out of bed and put on his boots.



Unit 10

Statements




Statements are sentences that tell us something.
 All statements begin with a capital letter and end in a full stop.
 For example: **We** walked to the park. **They** ran to the playground.

1 Rewrite these sentences with correct punctuation.

- a he is seven years old _____
- b she owns a pink bike _____
- c kelly has a pet dog _____
- d i caught three fish _____

2 Tick the boxes that have correct punctuation.

- | | | |
|---|---------------------------|--------------------------|
| a | i am missing a shoe. | <input type="checkbox"/> |
| b | Joel drives a white car. | <input type="checkbox"/> |
| c | She wore a pink dress. | <input type="checkbox"/> |
| d | James painted a truck | <input type="checkbox"/> |
| e | Emma loves reading books. | <input type="checkbox"/> |



3 Read the statements then colour the piggy picture.

- The pig is pink.
- The fence is brown.
- The carrot is orange.
- The sky is blue.
- The apple is red.
- The dish is black.
- The grass is green.



4 Write two statements about a leopard.



a _____

b _____

LEOPARD

Text Type: Poetry

DUKE WAS A RASCAL

Duke was a rascal, a fun-loving dog.
 He liked to play chase-about games.
 He would chase anything, on two legs or four.
 Even the blue cat that slashed at the door.

And Duke wasn't scared of Bluey's big kick.
 He had a smart trick and he was so quick.
 He'd wait a while 'til the puss fell asleep.
 A sleep so deep that he'd never peep.
 And that's when he'd make his move.

A flick of his tail, and then he would sail.
 A bounce and a pounce on the poor pussy's tail.
 The cat would let out a shriek and a shout.
 A dance and a prance, and dash all about.



- John Walters

5 Tick whether these statements are true (T) or false (F).

- | | | | | | |
|---|-----------------------------------------|-----|--------------------------|-----|--------------------------|
| a | Duke was a rascal, a fun-loving dog. | (T) | <input type="checkbox"/> | (F) | <input type="checkbox"/> |
| b | Duke liked to play chase-about games. | (T) | <input type="checkbox"/> | (F) | <input type="checkbox"/> |
| c | Duke wasn't scared of Bluey's big kick. | (T) | <input type="checkbox"/> | (F) | <input type="checkbox"/> |
| d | Duke was chasing a brown cat. | (T) | <input type="checkbox"/> | (F) | <input type="checkbox"/> |

6 Write two statements using the words below.

- | | |
|---|------|
| a | dogs |
| b | hair |

7 Use the secret code to discover the secret animal.

I have four legs. I am black and white.

I have a bushy tail. I can be a little smelly.

I am a 8, 16, 6, 13, 16.

Answer:

I am a _____



a	b	c	d	e	f	g
26	25	24	23	22	21	20
h	i	j	k	l	m	n
19	18	17	16	15	14	13
o	p	q	r	s	t	u
12	11	10	9	8	7	6
v	w	x	y	z		
5	4	3	2	1		

1 Write these nouns in plural form.

rag _____ bunch _____ shed _____
 plant _____ crust _____ lunch _____
 boss _____ wish _____ rock _____

2 Name the pictures.

3 Add -y to form adjectives. (Remember the spelling rules.)

rock _____ skin _____ dust _____
 rag _____ frost _____ stick _____
 smell _____ flop _____ grub _____

4 Colour the correct word.






I have [to two] sandwiches and [for four] plums in my lunchbox.
 The children [want went] to go and play in the [send sand].
 Jai lost his hat [something somewhere] in the park.
 [Were Where] is the ball I [give gave] you?

5 Add -er to these words. (Remember the spelling rules.)

jump _____ run _____ but _____
 shop _____ pot _____ camp _____
 catch _____ lock _____ knit _____
 sink _____ slip _____ sing _____

SPELLING

6 Name the pictures (Hint: All are compound words).

7 Add endings to these verbs to show present (now) and past tense. (Remember the spelling rules.)

	Add -s or -es	Add -ing	Add -ed
crunch		hum	shiver
chop		wish	jump
toss		sit	slam
fetch		hop	spot

8 Complete this table of present (now) and special past time verbs.

	Now	Past
do		saw
run		got
bend		dug
fall		went

9 Circle the spelling mistakes. Write the correct words on the lines.

I had crakers and cheese, and for olives. _____
 Two trucks crasht and blokt the street. _____
 Sumone whisped my name. _____
 The swimma has goggles and flippers. _____

10 Write rhyming words.

can	pest	pink	hop	must	catch



Self Care

KIDS EDITION



B I N G O

READ 	BE KIND 	CREATE 	DANCE 	GO OUTSIDE 
HAVE FUN 	BUILD 	PLAY A GAME 	HUG SOMEONE 	MOVIE TIME 
NAP 	DO NOTHING RELAX	FREE SPACE 	WRITE 	ASK FOR HELP 
ENJOY COOKIES 	EXERCISE 	COMPLETE A PUZZLE 	BRAIN BREAK 	SING 
LISTEN TO MUSIC 	EAT HEALTHY 	CUDDLE WITH A PET  <small>cdiConsulting Firm</small>	HYDRATE 	FAMILY TIME 

CALM DOWN YOGA FOR KIDS



I am strong.

Use your strength to catch tricky waves.



I am kind.

Stretch high and spread kindness all around.



I am brave.

Be brave and fearless as you fly down the ski run.



I am friendly.

Stretch like a dog wagging its tail.




I am wise.

Be a wise owl perched on a tree branch.



Alexander's Outing – Craft (examples)



Alexander's Outing – Craft Instructions

1. Using yellow paper (next page), trace your hand and 5 fingerprints.




These will be mother duck, Alexander and his 4 brothers and sisters.

2. Cut out your tracings (you may need to ask an adult to help you cut out if you are having a little trouble).



3. Arrange your handprint and fingerprints along the bottom of a page; glue them down when you are happy.


4. Using an orange pencil or texta, draw beaks on mother duck and the ducklings.




5. Using a black pencil or texta, draw eyes on the ducks.

6. Now, draw where your ducks are. Are they swimming in the pond, playing on some grass or somewhere else.

7. The final part of your drawing is to include something in the background. It needs to be something that Alexander and his family saw in their adventure.



Opera House Australia



If you have paint, you may like to paint your hand and fingertips and make prints instead of tracing them and cutting them out.



Stage 1 – Term 4, Week 1


Yellow paper





Stage 1 – Term 4, Week 1

Alexander's Outing – Mapping (example)




Draw a map showing all the places that Alexander and his family went.

ON HIS OUTING, ALEXANDER WENT...



Direct a Draw – Cheese Sandwich



A letter to a Friend

Today is _____

DEAR _____,

How are you doing today? I am _____

This week I _____

My favorite _____

I want you to know that _____

I am wondering _____

The best thing I've done lately _____

I really want _____

I hope you _____

LOVE,



Colouring in



Homemade

