




# STAGE 2 LEARNING OVERVIEW



## TERM 1 WEEKS 2-5 2025



### ENGLISH

**Big Idea:** Building a Community of Learners - students will spend the first 3 weeks of the term building a sense of reading for enjoyment.

Students will:

- Identify the purpose of texts (to entertain, to inform, to persuade) and use evidence to support their thinking.
- Discuss texts they are reading, identifying characters and plot and introducing the author and illustrator.
- Identify characteristics of an effective reader, writer and speller.
- Use correct page layout (including title and date) when writing in their writer's notebook and journal.
- Write a recount on an aspect of their holidays with a focus on text and sentence structure.



### MATHEMATICS

**Big Idea:** Place Value - students will be able to recognise place value and be able to count, order, read and record numbers up to 5 digits.

Students will:


- Represent numbers up to 4 digits in words, numerals, objects and digital displays.
- Partition numbers into hundreds, tens and ones.
- Make numbers in standard and non-standard ways.
- Count forwards and backwards by tens and hundreds.
- Play a variety of games to practice counting skills.

**Play at home!**



### WHAT'S IN YOUR LUNCH BOX?

Eating healthy food is very important for your child. Good meals help their brains work better, so they can focus and learn in school. Healthy food gives them the energy they need to do well in class and feel good.



At school, students should have something to eat for:


Fruit Break - piece of fresh fruit or vegetable

Recess - small snack at 11am

Lunch - larger meal at 1.20pm



# STAGE 2 LEARNING OVERVIEW



## TERM 1 WEEKS 2-5 2025

### BUILDING OUR CLASSROOM ENVIRONMENT

Big Idea: Belonging - students will engage in a variety of art and craft lessons to create an inclusive and welcoming classroom environment.



Students will:

- Design and create personalised covers for writing, maths, journal and guided reading books.
- Make decisions on what the classroom should look like and feel like.
- Co-construct anchor charts (effective readers, writers and spellers chart).
- Add to the word wall words and new vocabulary to be used in writing.
- Collaborate and create charts that explain respect, pride and courage.
- Collaboratively construct whole class expectations and routines.



### EQUIPMENT FOR SCHOOL

To ensure your child has a successful year at school, see below the equipment he or she will need:

- Headphones



- Drink bottle (no single - use)



- Glue stick



- Pencil Case - with pencils, colouring pencils, sharpener



### BIG KID PLAY

TEAMWORK

COOPERATION

PROBLEM-SOLVING



ENJOYMENT

BUILDING RELATIONSHIPS